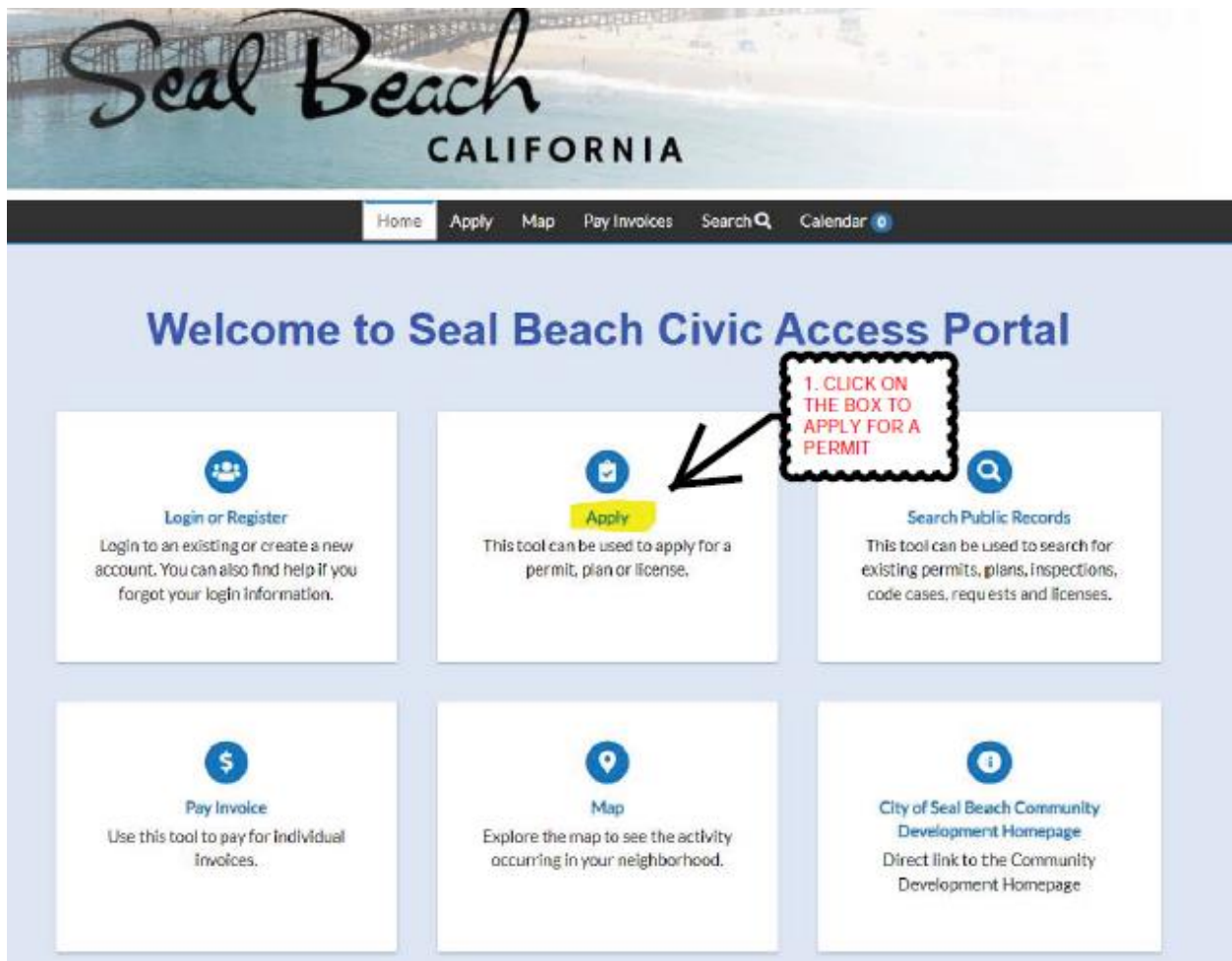




BUILDING DEPARTMENT INFORMATIONAL SUBMITTAL PROCESS

APPLYING FOR BUILDING REVIEW

1. Go to webpage: <https://sealbeachca-energovpub.tylerhost.net/apps/selfservice#/home>
2. You will need to register an account for use of the portal
3. Once registered, click the “Apply” button



BUILDING APPLICATIONS

Home **Apply** Map Pay Invoices Search Calendar

Application Assistant

Search for application names and keywords

All Trending **PERMITS** PLANS

> Show Categories

Site Plan Review
Category Name: Site Plan Review
Description: Application for new development, improvements, or expansion of structures on properties not in the coastal zone (the area located north of Westminster Boulevard).

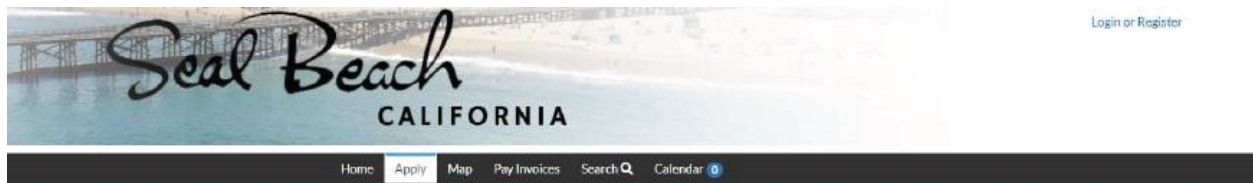
Building (Residential) - Addition, Alteration, Remodel, Repair
Category Name: Building - Residential
Description: Building Permit- Residential Addition, Alteration, Remodel, Repair

Building (Residential) - New Construction
Category Name: Building - Residential
Description: Building Permit-New Residential Construction

Electrical (Residential)
Category Name: Electrical - Residential
Description: Any electrical work

Public Works Encroachment, POD/Dumpster
Category Name:
Description:

Login or Register



Application Assistant

Search for application names and keywords

All Trending **PERMITS** PLANS

> Show Categories

Building (Residential) - Addition, Alteration, Remodel, Repair
Category Name: Building - Residential
Description: Building Permit- Residential Addition, Alteration, Remodel, Repair

Building (Residential) - ADU
Category Name: Building - Residential
Description: Building Permit- New ADU

Building (Residential) - Block Wall
Category Name: Building - Residential
Description: Building Permit- Block Wall

2. CLICK ON "PERMITS" TO VIEW THE DIFFERENT PERMIT TYPES

3. CHOOSE A PERMIT FROM THE OPTIONS BELOW. ONCE YOU HAVE FOUND THE TYPE OF PERMIT TO APPLY FOR, PLEASE CLICK ON APPLY.

BUILDING APPLICATIONS

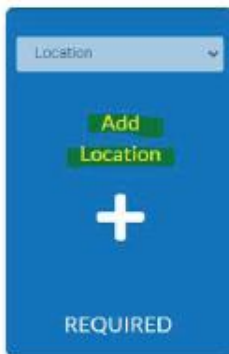
Apply for Permit - Building (Residential) - Addition, Alteration, Remodel, Repair

*REQUIRED



LOCATIONS

- Click the **Add Location** card below which will open the map of Seal Beach.
- In the **Address & Parcel Search** field (upper left corner), enter the street number and street name omitting any street designation (i.e.: Drive, Street, Place, etc.).
- Click to checkbox for the correct location from the search results and click **Add**.
- You may also search by the full parcel ID number (including dashes).
- If the project spans multiple units or applies to an entire building, please use the most specific address available that includes the scope of the project.
- Include only one address per application.



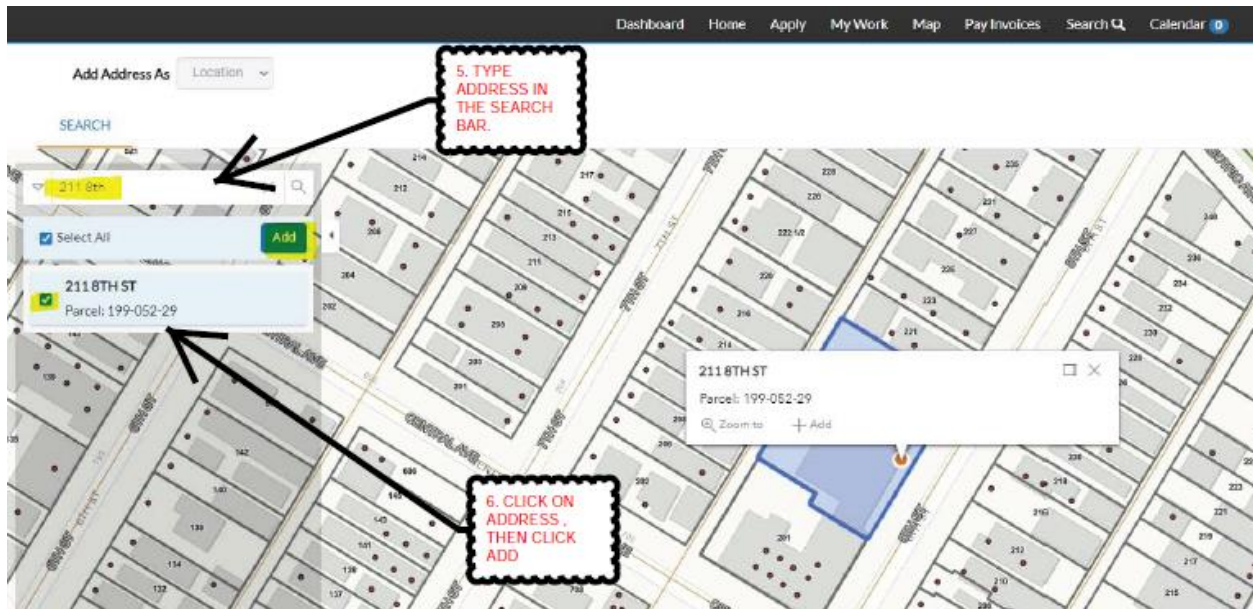
4. CLICK ON ADD LOCATION TO SEARCH FOR PROJECT LOCATION.

Create Template

Save Draft

Next

BUILDING APPLICATIONS



Apply for Permit - Building (Residential) - Addition, Alteration, Remodel, Repair

*REQUIRED



7. CHECK TO MAKE SURE THE CORRECT ADDRESS IS ENTERED.

LOCATIONS

- Click the **Add Location** card below which will open the map of Seal Beach.
- In the **Address & Parcel Search** field (upper left corner), enter the street number and street name omitting any street designation (i.e.: Drive, Street, Place, etc.).
- Click to checkbox for the correct location from the search results and click **Add**.
- You may also search by the full parcel ID number (including dashes).
- If the project spans multiple units or applies to an entire building, please use the most specific address available that includes the scope of the project.
- Include only one address per application.

8. CLICK NEXT.

Create Template

Save Draft

Next

BUILDING APPLICATIONS

Apply for Permit - Building (Residential) - Addition, Alteration, Remodel, Repair

*REQUIRED



PERMIT DETAILS

ATTENTION!

- If you are proposing work on multiple buildings on the site, please fill out a separate application for each detached building.
- Example: If you have a house and detached garage, please fill out two separate applications.

Permit Type

Description

Square Feet

Valuation

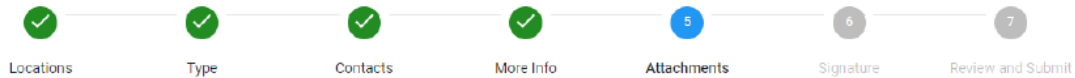
9. ENTER A DETAILED DISCRPTION, SQUARE FEET, AND VALUATION OF THE PROJECT. THEN CLICK NEXT.

[Back](#) [Create Template](#) [Save Draft](#) [Next](#)

[Dashboard](#) [Home](#) [Apply](#) [My Work](#) [Map](#) [Pay Invoices](#) [Search](#) [Calendar](#)


Apply for Permit - Building (Residential) - Addition, Alteration, Remodel, Repair

*REQUIRED



Attachments

- Upload plans in PDF format


Building Plans
PLANS.pdf
Size: 140.63 KB
[Remove](#)

Select Type
Soils Report
Supporting Documents

Supported: .pdf, .png, .jpeg, .tiff, .docx, .xlsx, .text, .txt

10. CLICK ON THE BOX TO UPLOAD PLANS. TO UPLOAD ADDITIONAL DOCUMENTS, CLICK ON THE BOXES AND SELECT THE TYPE OF DOCUMENT. CLICK NEXT ONCE YOU HAVE UPLOADED ALL REQUIRED DOCUMENTS.

[Back](#) [Create Template](#) [Save Draft](#) [Next](#)

BUILDING APPLICATIONS



SIGNATURE

New Project Declaration

By submitting this application, I certify the following under penalty of perjury:

Applicant Certification

I certify that I have read the instructions in their entirety and understand the City's submittal and review process and the requirements for this application including applicable requirements under the City of Seal Beach Municipal Code. I further certify that each application item submitted as a part of this application is consistent with the submittal requirements. I understand and agree that if during the processing of the application, it is determined the information does not strictly meet such standards or contains errors or omissions, clarification and/or supplemental information may be required of me and the preparation of clarification and/or supplemental information by me may be considered, in Community Development Director's judgement, an abandonment of the application or unreasonable delay, and will result in a suspension of processing time limits in accordance with the California Code of Regulations, Title 14, Section 15109.

Owner Certification

I certify under the penalty of the laws of the State of California that I am the property owner of the property or authorized agent* of the property owner of the property that is the subject matter of this application and I am authorizing and hereby to consent to the filing of this application and acknowledge that the final approval by the City of Seal Beach, if any, may result in restrictions, limitations, and construction obligations being imposed on this real property.

**An authorized agent for the owner must attach a notarized letter of authorization from the legal property owner. Any off-site work identified on the plans must be accompanied by a statement of authorization with notarized signature of the subject property owner.*

* Please type your name as consent to electronically sign this application.

Consent name is required.

Enable Type Signature

Seal Beach
August, 13 2024

Draw Signature Here

Clear

11. READ THE DECLARATION ABOVE. TYPE YOUR NAME IN THE BOX ABOVE.

12. THEN SIGN OR TOGGLE THE "ENABLE SIGNATURE" TO CREATE A SIGNATURE IN THE SIGNATURE BOX. CLICK NEXT.

Back

Create Template

Save Draft

Next

BUILDING APPLICATIONS

- Locations
- Type
- Contacts
- More Info
- Attachments
- Signature
- Review and Submit

Submit

Locations

Location: 211 8TH ST SEAL BEACH, CA 90740
Parcel Number: 199-052-29

Basic Info

Type: Building (Residential) - Addition, Alteration, Remodel, Repair
Description: 400 SQFT 2ND STORY ADDITION
Square Feet: 400
Valuation: 66300
Applied Date: 08/13/2024

13. VERIFY THAT ALL THE INFORMATION ON THE APPLICATION IS CORRECT. HIT SUBMIT.

Contacts

Applicant: Seal BUILDING CSS Beach BUILDING
211 8th st, Sealbeach, CA, 90606

More Info

If this permit is being applied for by an Owner/Builder and you have a contractor, please provide the contractor's contact information.

Owner/Builder Contractor Information

[Top](#) | [Main Menu](#)

Attachments

Building Plans: PLANS_V1.pdf

Back

Create Template

Save Draft

Submit

BUILDING APPLICATIONS

Dashboard Home Apply My Work Map Pay Invoices Search Calendar

Permit Number: BLDR-24-0162

Permit Details | Tab Elements | Main Menu

Type:	Building (Residential) - Addition, Alteration, Remodel, Repair	Status:	Submitted - Online	Project Name:	
Applied Date:	08/13/2024	Issue Date:		Expire Date:	
District:	Default	Assigned To:	Safety, Building and	Finalized Date:	
Square Feet:	400.00	Valuation:	\$66,300.00		
Description:	400 SQFT 2ND STORY ADDITION				

Summary Locations Fees Inspections Attachments Contacts Sub-Records More Info

Progress

0% Completed

- Completed
- In Progress
- Not Started

Fees

\$0.00

[View Details](#)

Workflow

- Confirm Application Complete
- Permit Plan Review (Bldg, PZ)
- Issue Permit
- Footing/Foundation -
- Slab On Grade -
- Floor Framing -
- Underfloor Insulation -
- Floor Sheathing -
- Roof Diagram -

No Actions

YOU CAN CHECK STATUS OF PERMIT, PAY FEES, REQUEST INSPECTIONS, AND CHECK TO SEE WHAT OTHER PERMITS MAY BE NEEDED FOR YOUR PROJECT (SUB RECORDS) BY CLICKING DASHBOARD, AND CLICKING ON THE PERMIT.

For questions or inquiries about applying with Building, please contact Reanna Gonzales the Community Development Department at (562)431-2527 x 1323 or comdev@sealbeachca.gov